



District Report Card: 2017


State: Bihar	District: Purnia
Class: 8	Subject: Mathematics
Schools: 51	Students: 1045


Participation/Coverage


Students

<div>GENDER</div> <div></div>	Boys		Girls	
	Number	%	Number	%
	461	44.11	584	55.89

<div>AREA</div> <div></div>	Rural		Urban	
	Number	%	Number	%
	920	88.04	125	11.96

<div>CATEGORY</div> <div></div>	SC		ST		OBC		GEN	
	Number	%	Number	%	Number	%	Number	%
	113	10.81	54	5.17	802	76.75	76	7.27

<div>CWSN</div> <div></div>	LD	VI	HI	S&LD	ID	Oth
	2	0	1	0	2	1

<div>Management</div> <div></div>	Government		Government-aided	
	Number	%	Number	%
	1019	97.51	26	2.49

Average Performance of Students in Mathematics (%)

Overall	Gender		Area		Management		Social Group			
	Male	Female	Rural	Urban	Govt.	Aided	SC	ST	OBC	GEN
41.37	41.26	41.45	40.71	46.19	41.45	37.95	39.59	33.21	42.05	42.54

Performance on Learning Outcomes (LOs)

Learning Outcomes	Description	Average Performance(%)
M601	Solves problems involving large numbers by applying appropriate operations	32.81
M606	Solves problems on daily life situations involving addition and subtraction of fractions / decimals	46.76
M620	Finds out the perimeter and area of rectangular objects in the surroundings like floor of the class room, surfaces of a chalk box etc.	44.92
M621	Arranges given/collected information in the form of table, pictograph and bar graph and interprets them	27.70
M702	Interprets the division and multiplication of fractions	41.91
M705	Solves problems related to daily life situations involving rational numbers	41.91
M706	Uses exponential form of numbers to simplify problems involving multiplication and division of large numbers	42.54
M707	Adds/subtracts algebraic expressions	54.93
M710	Solves problems related to conversion of percentage to fraction and decimal and vice versa	43.10
M717	Finds out approximate area of closed shapes by using unit square grid/graph sheet	27.50
M719	Finds various representative values for simple data from her/his daily life contexts like mean, median and mode	46.01
M721	Interprets data using bar graph	47.20
M801	Generalizes properties of addition, subtraction, multiplication and division of rational numbers through patterns	33.96
M802	Finds rational numbers between two given rational numbers	33.96
M803	Proves divisibility rules of 2, 3, 4, 5, 6, 9 and 11	52.26
M804	Finds squares, cubes, square roots and cube roots of numbers using different methods	57.46
M808	Uses various algebraic identities in solving problems of daily life	40.30
M812	Verifies properties of parallelogram and establishes the relationship between them through reasoning	33.14
M818	Finds surface area and volume of cuboidal and cylindrical object	21.46
M819	Draws and interprets bar charts and pie charts	42.01

Range of Performance of Students who Answered Correctly							
Below 30%		30% - 50%		50% - 75%		Above 75%	
Number	%	Number	%	Number	%	Number	%
353	33.78	335	32.06	295	28.23	62	5.93

Lowest Performing Learning Outcomes (LOs)

- 1 - Finds surface area and volume of cuboidal and cylindrical object (21.46)
- 2 - Finds out approximate area of closed shapes by using unit square grid/graph sheet (27.50)
- 3 - Arranges given/collected information in the form of table, pictograph and bar graph and interprets them (27.70)

4 - Solves problems involving large numbers by applying appropriate operations (32.81)

5 - Verifies properties of parallelogram and establishes the relationship between them through reasoning (33.14)